

WHAT IS PLAYAWAY?

Playaway is the simplest way to listen to an audiobook on the go. With the audio already contained within, and a battery to make it play, there's nothing left to do but plug in earphones and enjoy.

As the first self-playing audiobook, Playaway brings pages to life at the push of a button. Audio content and simple, digital technology are now merged into an easy-to-use, self-contained player. And weighing only two ounces, Playaway is small enough to fit in the palm of your hand and goes anywhere you do!



For more information on Playaway,
visit www.titletales.com.

PLAYAWAY®

A HOW-TO GUIDE



WHAT THEY ARE SAYING ABOUT PLAYAWAY

"The Best Inventions of the Year"

- *TIME Magazine*

"25 Products That Will Change Your Life"

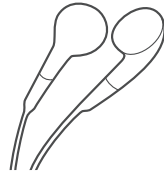
- *Reader's Digest*

"Listen to this genius idea: self-playing audiobooks—smaller than a deck of cards—that come with earphones."

- *Oprah Magazine*



GETTING STARTED



STEP 1:

Plug a set of earphones, external speakers or a car adapter into the universal headphone jack.



STEP 2:

Press the Power button.



STEP 3:

Press the Playaway button and enjoy!



PLAYAWAY FUNCTIONALITY

1 EQUALIZER :

Press to rotate to a new EQ mode

2 POWER:

Press once to turn unit on

Hold down for 3 seconds to power off

3 SPEED :

Press to change narrator speed

4 VOLUME DOWN:

Press once to decrease one level

Hold down to accelerate decrease

5 LCD SCREEN :

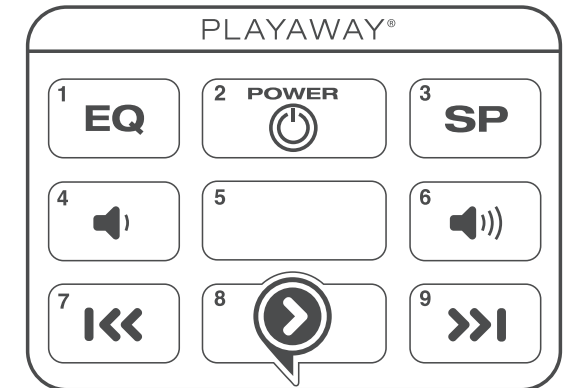
Displays operating status

Battery level indicator

6 VOLUME UP :

Press once to increase one level

Hold down to accelerate increase




7 REVERSE :

Press once to reverse by chapter

Hold down to reverse scan within chapter

8 PLAY/PAUSE :

Press the  button to Play

When in play mode, press the  button again to Pause playing or resume Play

9 FORWARD :

Press once to advance by chapter

Hold down to scan forward within chapter